



**TUERK
HOUSE**

**FY19
IN
REVIEW**



Clinical Data

- Nearly 75,000 people were served through the public behavioral health system (PBHS) in Baltimore City in FY 18—an annual expenditure of over \$585 million
- In FY 2018 the PBHS provided:
 - Mental health services to 59,995 people—an annual expenditure of nearly \$280 million
 - Substance use services to 34,747 people—an annual expenditure of over \$305 million
- In FY 2018, BHSB awarded approximately \$58 million in grants, with 332 contracts issued to 191 providers and consultants



Emergency Services: *The Need for Tuerk House*

Data from the Maryland Hospital Association

- 26,025 Baltimore City residents presented in hospital Emergency Departments (EDs) for both mental health and substance use disorders
- This is 24% of those seen in EDs state-wide
- Approximately 65% of ED visits for mental health resulted in an inpatient admission and 9% were referred for crisis services
- The majority of ED visits for SUD resulted in discharge home

Emergency Medical Services

- 150,000 calls in Baltimore City with 1/3 being low acuity



Tuerk House Inc.

- Tuerk House Inc., served 2,679 patients in the Baltimore Metropolitan area in FY19.
- Comparatively, the organization saw a total of 1102 patients in FY18



The Services We Offer



**TUERK
HOUSE**

Continuum Levels of Care

- **Crisis Stabilization**



- **3.7 D and 3.7WM** – Average Length of stay 7-14 days



- **3.7** – Up to 28 days



- **3.3** – Average Length of Stay: 3 Months



- **3.1** – Average Length of Stay: 6 Months



- **2.5** – Average Length of stay: 3 wks



- **2.1** – Average Length of stay: 3 Months



**TUERK
HOUSE**

Clinical Data: Crisis Stabilization Center

Maryland Crisis Stabilization Center Utilization

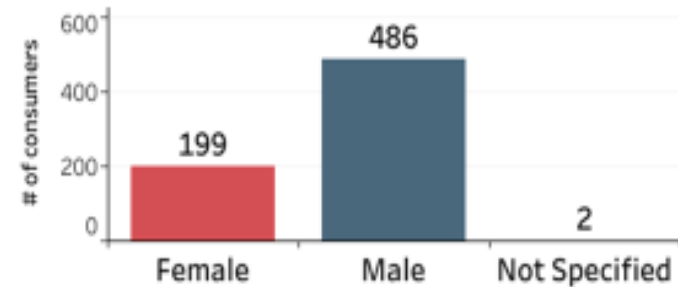
Maryland Crisis Stabilization Center at Baltimore

Admission Date:
April 3, 2018 to June 7, 2019
and Null values

Total # of Consumers	687
Total # of Admissions	814
Avg. Consumer LOS in Hrs.	21
Avg. Client Age at Admission	46

	Fema..	Male	Not S..
Avg. Consumer LOS in Hrs.	21	21	19

Consumers Served by Gender



	Female	Male	Not Sp..
Avg. Consumer Age	45	47	58

Consumers Referred by Referral Source

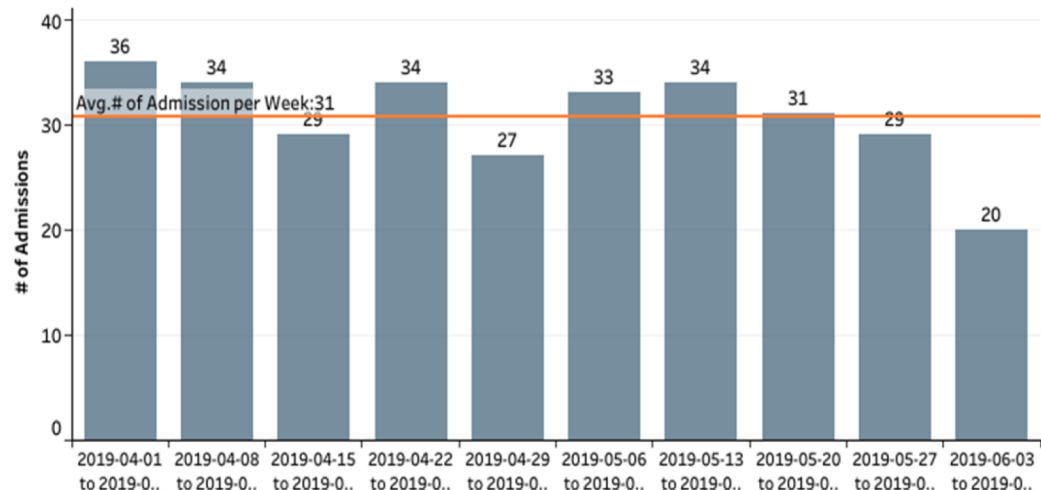
Assisted Referral – Tuerk	93
BCRI (Mobile Crisis Team)	8
Bon Secours	11
City EMS	380
Ineligible	10
Johns Hopkins	23
Johns Hopkins – Bayview	1
MedStar-Harbor	4
MedStar-Union Memorial	1
Mercy Hospital	21
Other Provider	9
Sinai Hospital	2
St. Agnes Hospital- ED	56
Univ. of Maryland – Midtown	148
Univ. of Maryland Med. Ctr.	47

Data Source : UP database (From 04/01/2018 to Present)

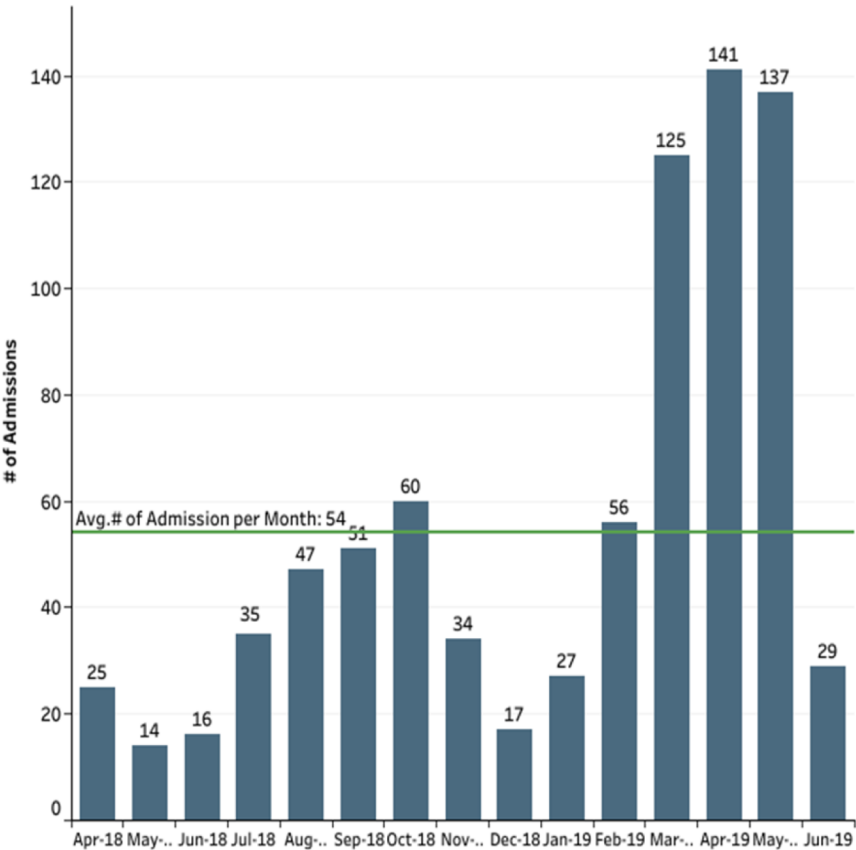
Maryland Crisis Stabilization Center Utilization

Utilization by Week & Month

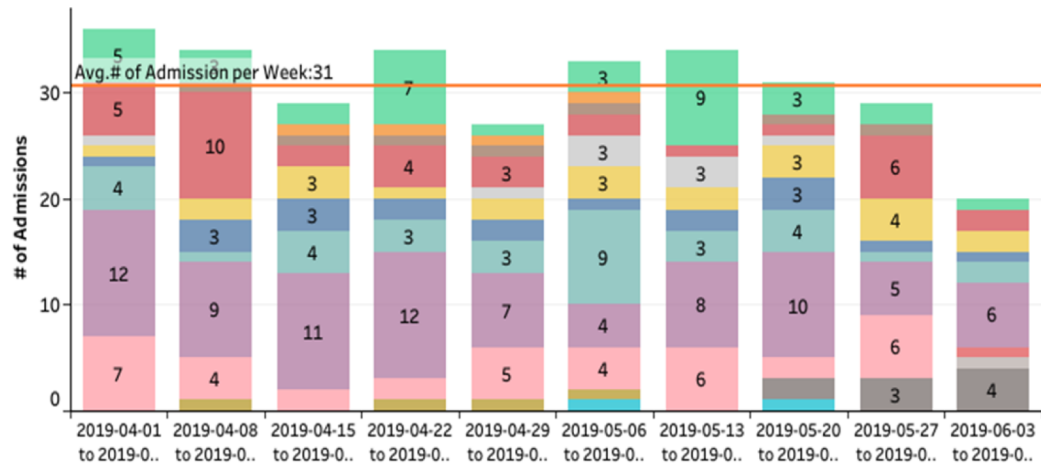
Admissions of Past 8 Weeks



Admissions by Month from Apr-18 to Present



Admissions of Past 8 Weeks by Referral Source



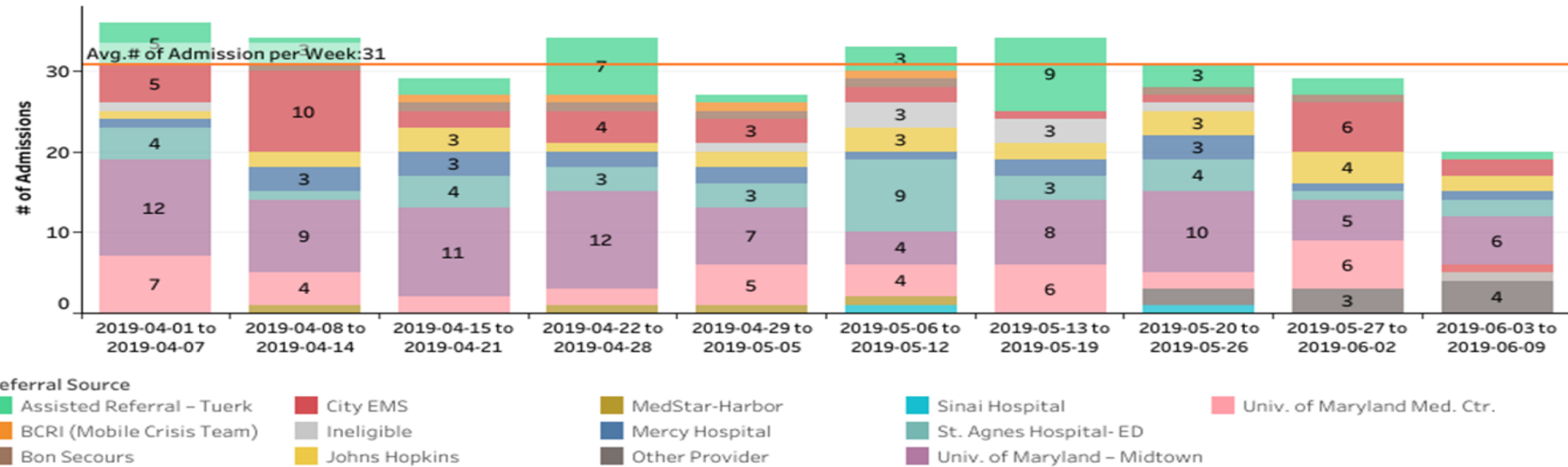
- Referral Source
- Assisted Referral - Tuerk
 - BCRI (Mobile Crisis Team)
 - Bon Secours
 - City EMS
 - Ineligible
 - Johns Hopkins
 - Mercy Hospital
 - St. Agnes Hospital- ED
 - Univ. of Maryland - Midtown
 - Univ. of Maryland Med. Ctr.
 - Johns Hopkins - Bayview
 - MedStar-Harbor
 - MedStar-Union Memorial
 - Other Provider
 - Sinai Hospital

Data Source : UP database (From 04/01/2018 to Present)

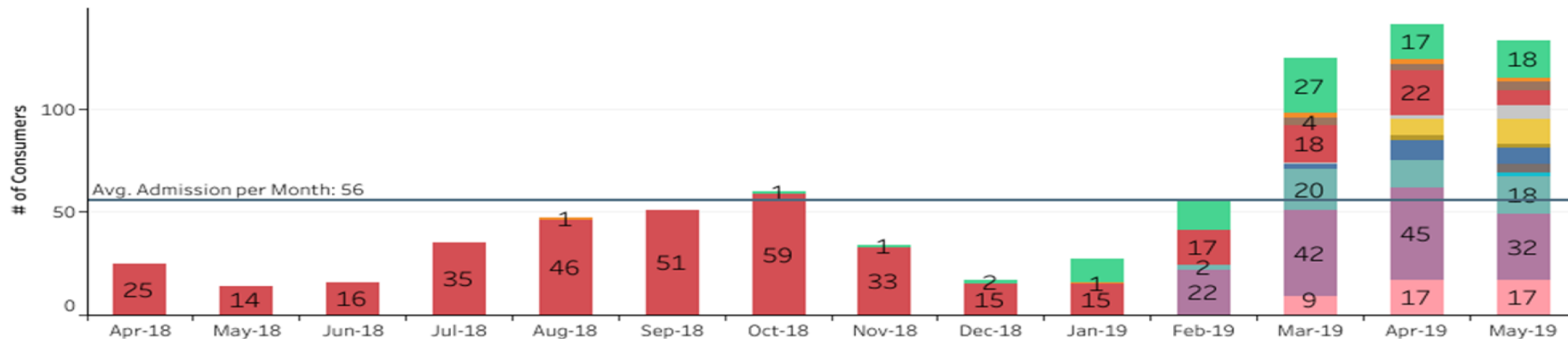
Maryland Crisis Stabilization Center Utilization

Crisis Stabilization Center Admission by Referral Source

Admissions of Past 8 Weeks by Referral Source



Consumers by Referral Source



Data Source : UP database (From 04/01/2018 to Present)

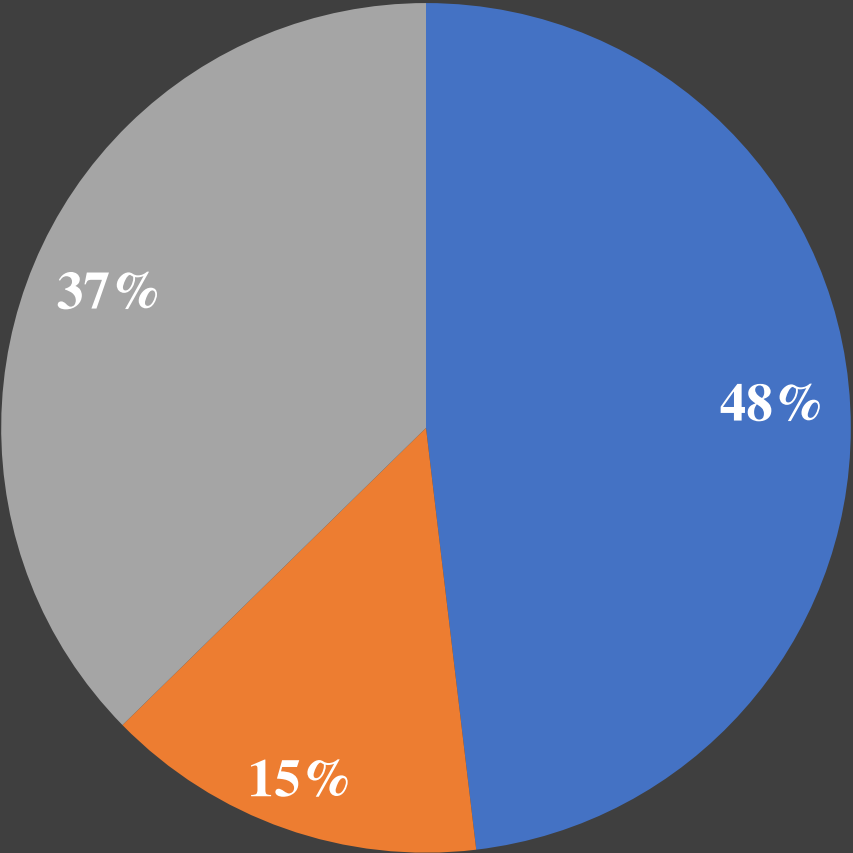


**TUERK
HOUSE**

Hospital	410
OTP	128
EMS	316
Total	854

Crisis Stabilization: *Referral Source*

■ Hospital ■ OTP ■ EMS



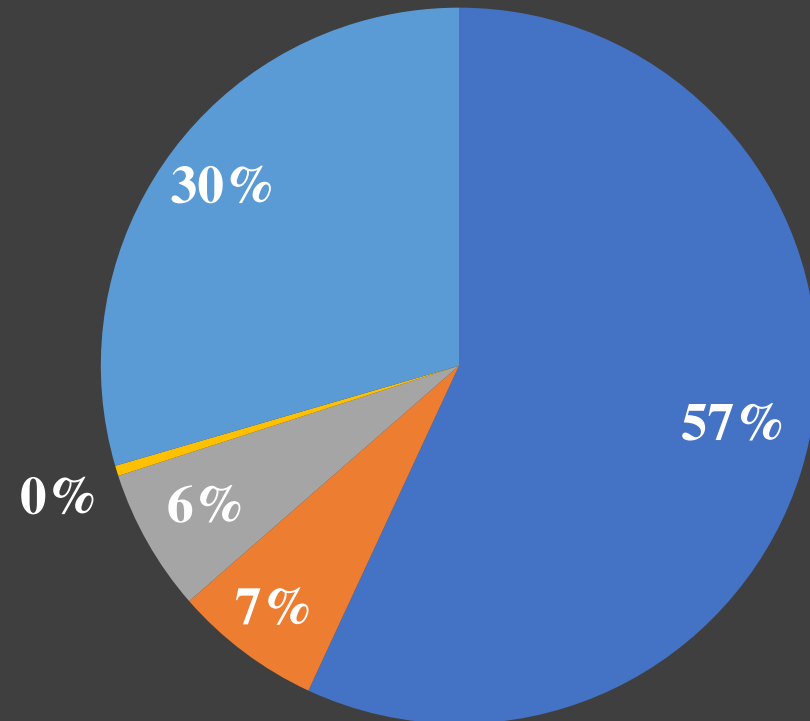


**TUERK
HOUSE**

OTP	486
ER	57
AMA	55
Psychiatric Evaluation	4
Discharged Home	252
Total	854

Crisis Stabilization: *Referrals To Treatment*

- OTP
- AMA
- Discharged Home
- ER
- Psychiatric Evaluation





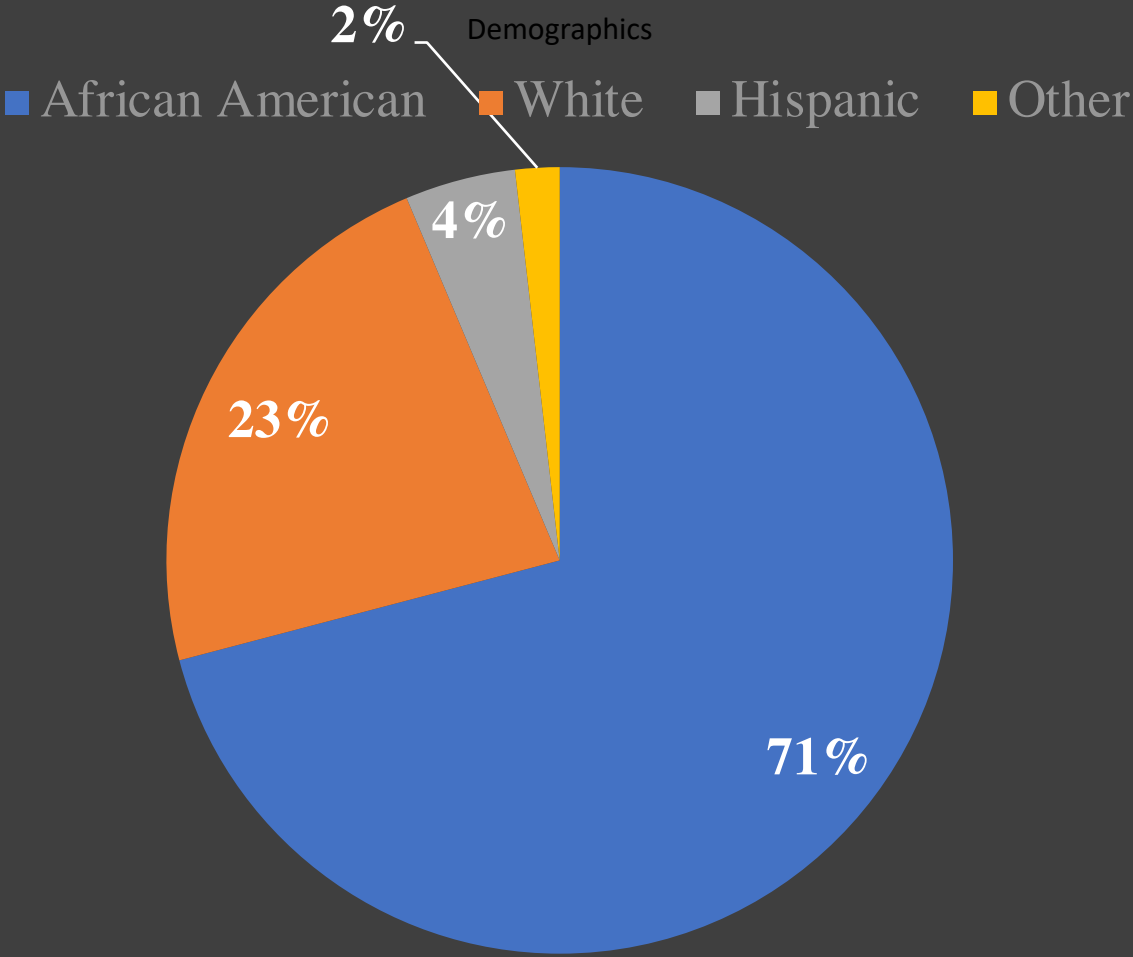
Clinical Data: Tuerk House Inc.



**TUERK
HOUSE**

African American	1902
White	616
Hispanic	107
Other	54
Total	2679

Client Demographics: *Race*

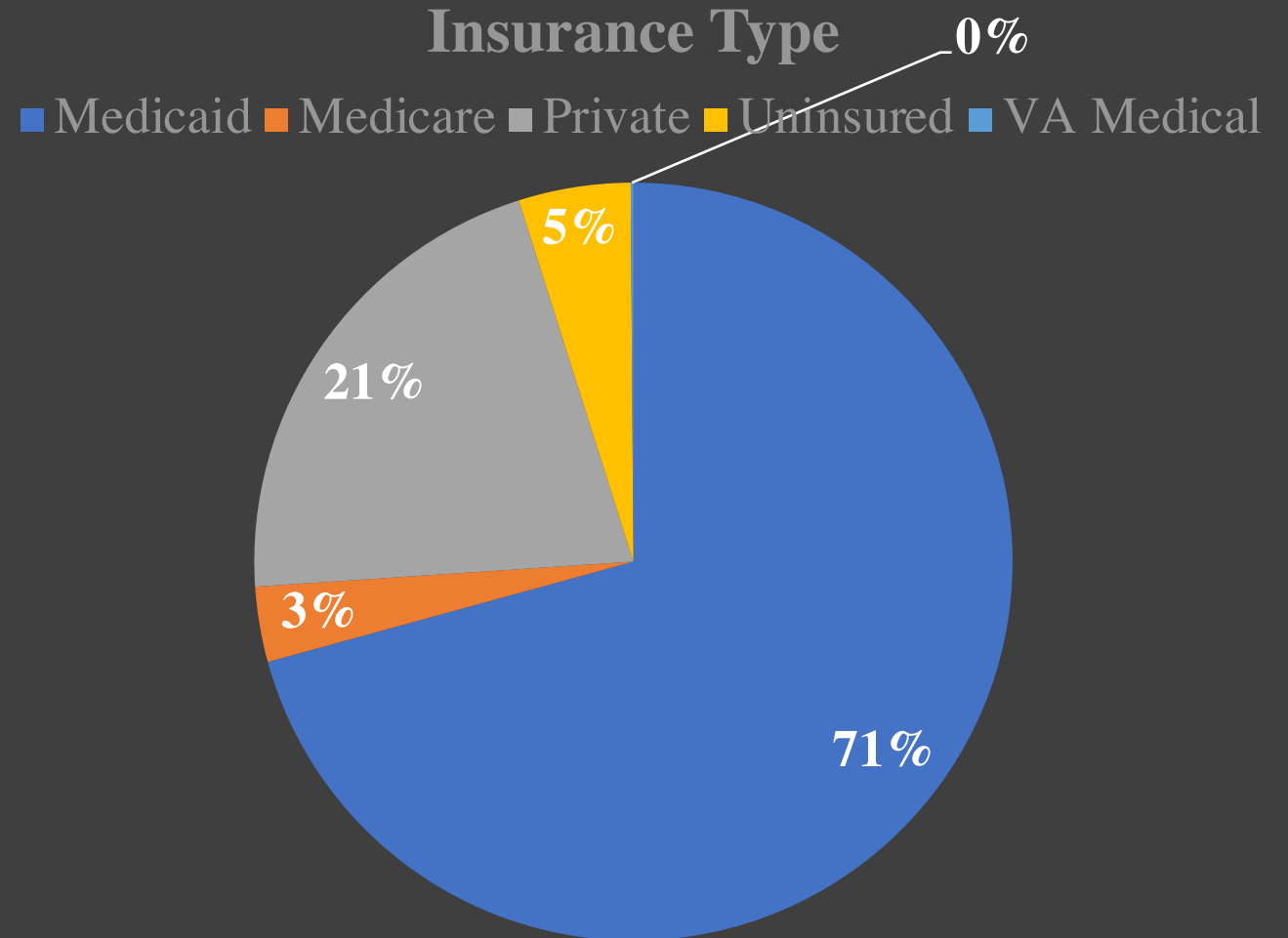




**TUERK
HOUSE**

Medicaid	1895
Medicare	86
Private	567
Uninsured	128
VA Medical	3
Total	2679

Tuerk House Inc. : *Case Management*

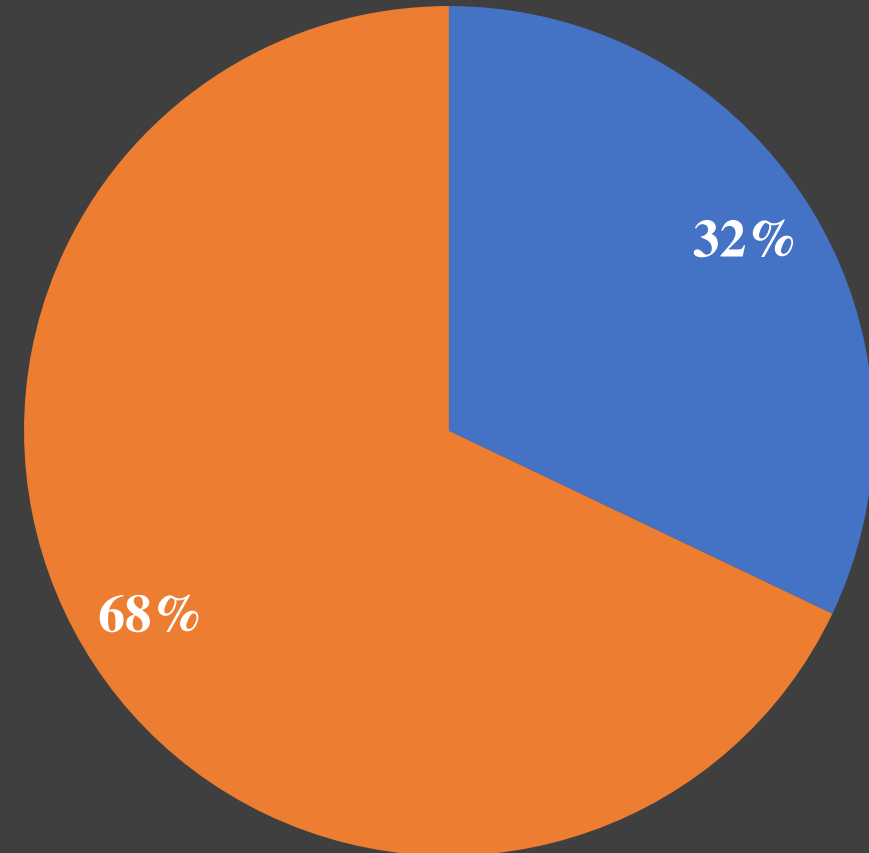




**TUERK
HOUSE**

Client Demographics: *Admissions Type*

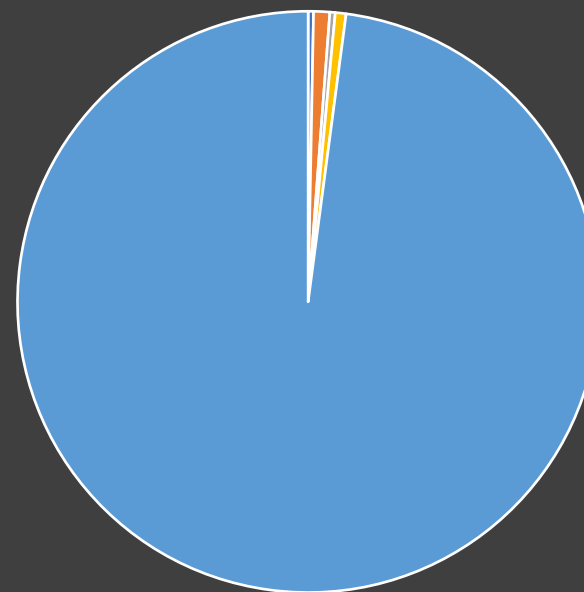
■ Readmission ■ First admission



Readmission	857
First admission	1822
Total	2679



Client Demographics: *Why Clients Seek Treatment*



Court order for observation and evaluation
Case Pending
Incarcerated
Probation
Admitted on own accord

- Court order for observation and evaluation
- Case Pending
- Incarcerated
- Probation
- Admitted on Own Accord

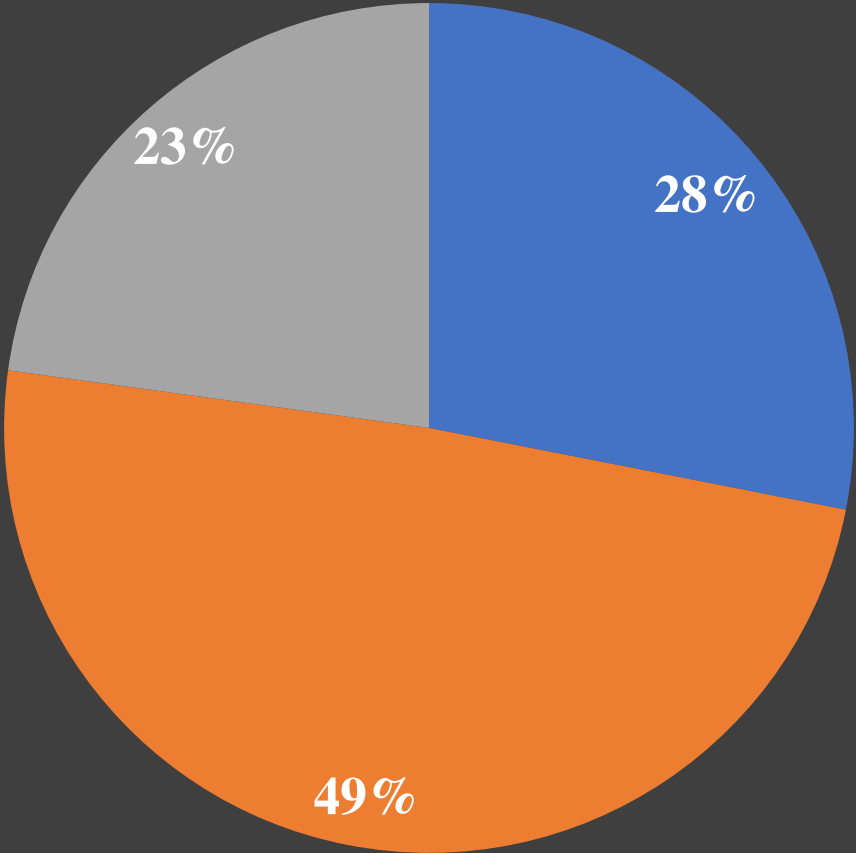


**TUERK
HOUSE**

Alcohol	Marijuana
Barbiturate	Methadone
Benzo	Methamphetamine
Buprenorphine	Mollie
Cocaine	Opiates
Crack	Other Drug
Fentanyl	PCP
Hallucinogens – Other	Suboxone
Heroin	

Client Demographics: *Primary Substance*

■ Alcohol ■ Opiates ■ Other





Client Demographics:

Patient Medical History

Asthma	Hep B	MVA S/P Plate in the Head
BLE Edema	Hep C	Neuropathy
BPH	HIV	Pancreatitis
COPD	HTN	PCP
DM	Hypothyroidism	PNA
DM Type 2	Insomnia	Rectal Herpes
Ehlers-Danlos	Kidney Disease	Right AKA
EtOH Induced Seizure	Kidney Tumor S/P	Right Ankle Fracture
GERD	Left Ventricular Hypertrophy	Seizure
GOUT	MI x2	Sickle Cell Anemia
Heart Disease	Migraine	Traumatic Brain Injury



Client Demographics:

Patient Psychological History

ADD	Major Depression
ADHD	Mood Disorder
Anxiety	OCD
Bipolar	PTSD
Depression	Schizophrenia

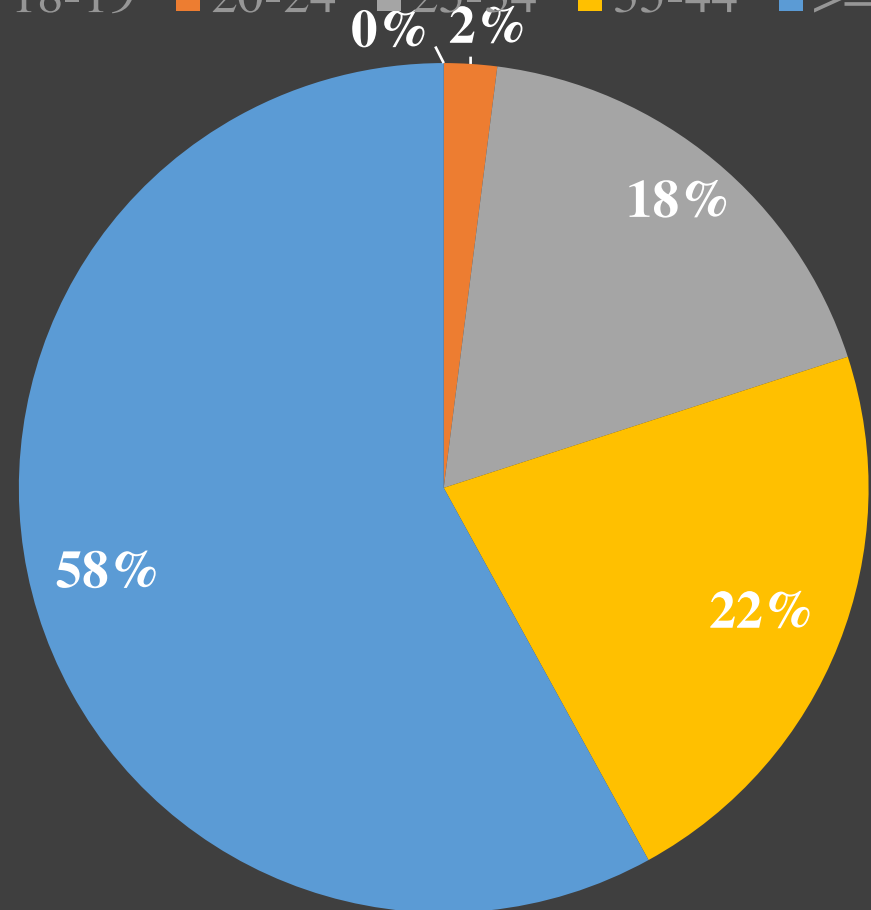


**TUERK
HOUSE**

18-19	0
20-24	54
25-34	482
35-44	589
>=45	1554

Client Demographics: *Age Range*

■ 18-19 ■ 20-24 ■ 25-34 ■ 35-44 ■ >=45

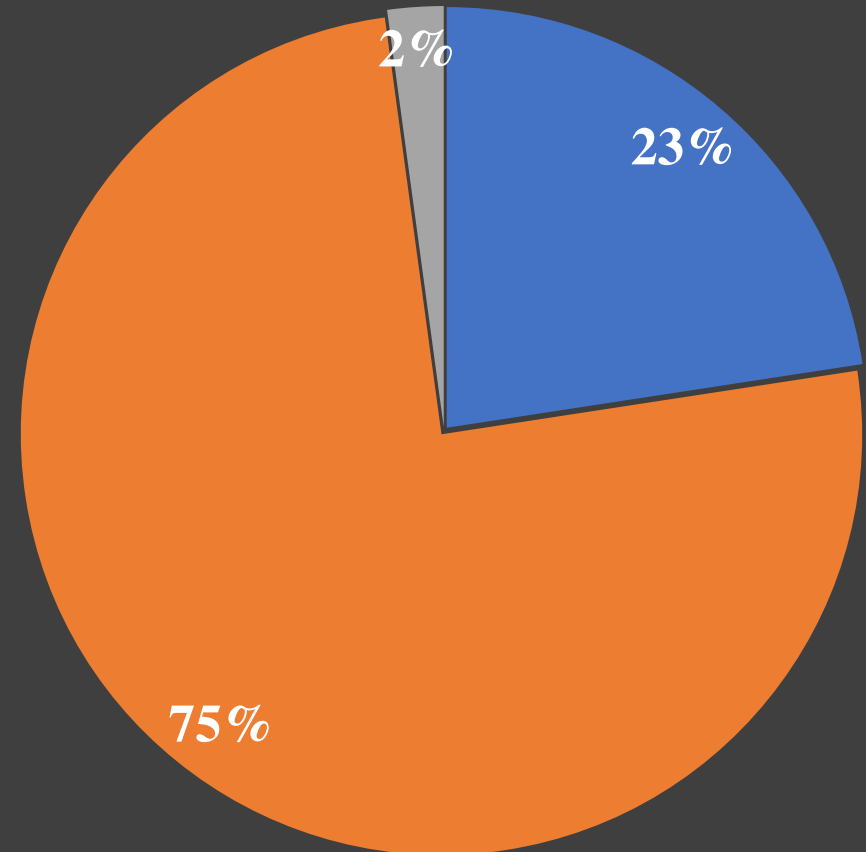




**TUERK
HOUSE**

Client Demographics: *Injection Drug User*

■ Yes ■ No ■ Denies to State



Yes	616
No	2009
Not Specified	54



New Initiatives FY20

- BEHAVIORAL URGENT CARE TO COMPLEMENT CSC (Requesting Non binding LOI)
- Re-opening OPEN DOORS (social enterprise initiative tied to tx level 3.5)
- Annual Report
- New Website
- Completion of Phase 1 of Renovation